

CRHA Official Show Rules

	Page		Page
Adult Walk-Trot Class	10		
Appointments and General Equipment	2	Leadline	12
Bareback Equitation	10	Longeline (yearling only)	9
(See Saddle Seat, Hunt Seat, Western, English, etc/same unsaddled)		Mike Ruby Classes	20
Bareback Pleasure	10	Pleasure Driving	12
Command	13	Pleasure Pairs	20
Costume	21	Protests	2
Entries & Points	2	Reining	15 ~ 17
General Show Rules	2 ~ 4	Revision History	22
Gymkhana	18 ~ 20	Road Hack	14
Poles	18	Saddle Seat Appointments/Equipment	3
Barrels	19	Saddle Seat Equitation	11
Keyhole	19	Saddle Seat Pleasure	10
Thread the Needle	20	Show Management	21 ~ 22
Dash for Cash	20	Showmanship	7 ~ 8
Walk-Trot Gymkhana	18 ~ 20	Trail	14 ~ 15
(Same courses but not to canter)		English-Western	14 ~ 15
Leadline Gymkhana	18 ~ 20	Walk-Trot	14 ~ 15
(Same course walk only)		(Same but not to canter)	
Halter Classes	5 ~ 7	Universal Class Rules	4 ~ 5
Weanling-Yearling-2YO-3YO	5	Western Appointments/Equipment	4
Aged-	6	Western Equitation	10 ~ 11
(Broodmare-Spayed & Wet Mares)		Western Pleasure	9
Produced of Dam-Get of Sire	6	Western Riding	17
Suitable for English	6 ~ 7	Youth Walk-Trot Equitation	12
High Point Calculations	2		
Hunt Seat Appointments/Equipment	3		
Hunt Seat Equitation	11		
Hunt Seat Pleasure	9		
Hunter Hack	13		

CRHA Official Show Rules

General Show Rules

1. THE COLORADO RANGER HORSE ASSN., INC., its officers, Directors or other representatives, individually or collectively, and any co-sponsoring organizations shall be held blameless and exonerated from any and all claims arising from any accidents, injuries or damage that may occur during any event.
2. Exhibitors shall be held responsible for any injury to an animal or individual and damage to property caused in whole or in part by the exhibitor or any animals in their charge.
3. Exhibitors are responsible for knowledge of the show rules.
4. A signed entry form and for the first appearance by the exhibitor in the show ring for judging shall constitute acceptance of all rules by the exhibitor.
5. Both owner and exhibitor MUST be MEMBERS IN GOOD STANDING OF THE COLORADO RANGER HORSE ASSN., INC., to participate.
6. There will be no discrimination in the acceptance of entries, memberships, stall assignments, or in judging based on race, color, creed, national origin, sex or age (exception, where age and sex of the horse or rider is determined eligibility for specific classes.)
7. There shall be no refunds without a signed veterinary certificate giving the specific reason the horse is unable to compete, or if the horse is obviously lame, sick, etc. Such decision to refund can be made by a simple majority vote of the CRHA Board of Directors present plus the judge.
8. Unsportsmanlike conduct will not be tolerated. Anyone conducting themselves in an unsportsmanlike manner may be issued a warning by the judge or show management. A second offense is grounds for dismissal from any and all classes with no refunds being issued.
9. The judge or show management may dismiss from any or all classes anyone abusing a horse or exhibiting cruelty to a horse anywhere on the show grounds at any time before, during or after the show with no refunds being issued.
10. Dismissal from any class by the show management or judge shall be considered a disqualification.
11. Disqualified entry shall not receive placing, ribbons, points, paybacks or awards of any kind and no refunds will be issued.
12. If High Point a/o Most Versatile Horse Awards are offered, points will be tallied according to the following table.

# In Class	1st	2nd	3rd	4th	5th	6th
1	1	0	0	0	0	0
2	2	1	0	0	0	0
3	3	2	1	0	0	0
4	4	3	2	1	0	0
5	5	4	3	2	1	0
6 or more	6	5	4	3	2	1

13. To be eligible for Most Versatile Horse Award, the horse must be in at least one class of: Halter, Western Pleasure, English Pleasure, Performance (trail, hunter hack, western riding) & Gymkhana. (NO CLASSES count where the handler is judged such as showmanship & Equitation.)
14. For the High Point Awards for Stallion, Mare, Gelding: The horse does not have to participate in halter, no youth classes count towards these awards, these awards are for the horse only, no matter who is riding the horse, as long as the rider is a CRHA member. (NO CLASSES count where the handler is judged such as showmanship & Equitation.)
15. Youth High Point Awards, Classes marked "youth" on the show bill, count towards these classes, none of the youth classes count towards the overall awards.
16. Ties for High Point Awards will be handled as such, if there is a tie for first place, the award will be shared and the 3rd place in points will receive the reserve (as decided by the show committee in 2000). Ties for second place, the award will be shared as stated above.
17. Judge decisions are final; a formal protest may be filed only by a CRHA member in good standing, who has personal concern with the class in question. Those with personal concerns include owners, trainers, and exhibitors of horses in the class in question. A FORMAL PROTEST MUST BE FILED IN WRITING TO THE SHOW SECRETARY WITHIN 30 MINUTES OF THE TIME OF THE CAUSE FOR PROTEST. A PROTEST FEE OF FIFTY (\$50.00) DOLLARS MUST BE PAID IN CASH AT THE TIME OF FILING. The protest will be adjudicated by a protest Committee consisting of TWO SHOW OFFICIALS NOT INVOLVED WITH THE DISPUTE. A hearing will be held immediately. The decision of the Protest Committee shall be in writing, posted if possible. Decisions of the Protest Committee are final. Copies of both the protest files and the Committee's decision must be sent with the show results to the Exec-Secretary of CRHA and become part of the permanent records of the show in question. If the protest is upheld by the Committee, the \$50.00 protest fee will be refunded.

CRHA Official Show Rules

18. All dogs must be restrained and under control at all times. If the Show Grounds have rules or regulations prohibiting dogs on the grounds, the rules shall be obeyed and taken precedence over CRHA Rules.

General Sow Rules –Entries

1. All entries must be made on an entry form signed by the owner, lessee, or agent of the horse to be shown. Signers are responsible for the correctness of entries. Where owner, lessee or agent is a minor, parent or guardian must sign the entry form.
2. All Rangerbred horses must be entered under name, Reg. #, and owner as recorded on the Certificate of Registration. Registration Certificate including all transfers of ownership must be current. Either the original Certificate or Registration or photocopy (both sides) must be available at the time of entry.
3. Any attempt to enter a horse without a proper CRHA Registration Certificate or under false pretenses shall disqualify the entry, and disciplinary action may be taken by CRHA.
4. The Show management reserves the right to return any or improper or illegal entry before or during the show without liability.
5. January 1st of the current year shall determine all ages. Horses shall be considered 1 year old January 1st following their actual birth year (ie., all horses born in 2006 are considered 1 year old on January 2007.) Junior horses are 5 years old and under. Senior horses are 6 years and older. Rider's age is actual age as of January 1st of current year and carries throughout the show season.
6. Stallions may not be entered in Youth Only Classes.
7. No artificial coloring or appliances may be applied to any horse. Artificial coloring and appliances include but are not limited to any hoof or coat dressing other than clear, ear wires, tail sets, or false hair. (if tail extensions are used, must be natural horse hair), gingering of horses is prohibited.
8. Rangerbred hoof length cannot exceed 4 ½ inches. Shoes must be standard and cannot exceed 14 ounces in weight and may not be weighted at the toe.
9. Rangerbred manes may be pulled, banded, left free or roached, if roached, forelock, and tus over withers must be left. Ear, muzzle, fetlocks, and bridle path may be clipped.
10. The judge may require any piece of equipment which in his/her opinion gives horses and/or rider unfair advantage or is inhumane to be removed or altered.
11. Silver embellished equipment shall not be favored over clean, serviceable working equipment.
12. Protective leg gear is defined as bell, splint or skid boots on front lefts-slide, run down or skid boots on rear legs, soft wraps or track bandages. **Gel casts or any other hard type casts are not allowed.**

Hunt Seat Attire: Hunt coat, breeches with high English boots or jodhpurs with Jodhpur boots, hard hat, Hut Cap or other protective headgear with safety harness, ties, chokers, or hunting stocks are required. Conservative colors are preferred. Gloves are optional. Unroweled spurs are optional except where noted in individual class rules. Slickers or other rain gear is optional in inclement water. Hair must be neat and contained (as in a net or braid).

Hunt Seat Equipment: Forward or balanced seat saddle, hunt type bridle with cavesson noseband and leather browband, and Standard English bit are required. Standard English bits include: English conventional O-Ring, D-Ring, or full cheek snaffle, Pelham (with two reins), or Kimberwick. An English snaffle bit may have no shank, curb chain, or strap. The mouthpiece shall have one or two metal bars, smooth or twisted, may be solid or have one or two joints. The mouth piece may not have a port exceeding 2 inches. If Kimberwick or Pelham bits are used, a flat curb chain not less than ½" wide may be used.

Optional Hunt Seat Equipment: except where noted in individual class rules includes English breast plate, corps.

Prohibited Hunt Seat Equipment: *Roweled spurs, drop nose bands, protective leg gear, martingales, and bit converter straps.*

Saddle Seat Attire: Saddle suit or Kentucky Jodhpurs with saddle suit type jacket, ties, derby, soft had, or protective headgear, and boots are require. Gloves are preferred, any color outfit is permissible, but conservative colors are preferred. (Day coats of bright or not close to matching suit pants are not allowed in equitation or showmanship). After 6:00 PM, formal attire required solid color (dark gray, dark brown, dark blue or black) tuxedo type saddle suits with matching collar and lapels, top hats and gloves. Formal attire is not worn before 6:00 PM.

Saddle Seat Equipment: Show, cutback or park type saddle and full bridle are required. Weymouth or Pelham bits only may be used (exceptions: horse 5 yrs. and under may be ridden with a snaffle). Suitable crops or whips are permitted.

Saddle Seat Optional Equipment: Unroweled spurs, whip.

Prohibited Saddle Seat Equipment: *Roweled spurs, drop nose bands, protective leg gear, any action devices (ie: Chains), bit converter straps, martingales.*

CRHA Official Show Rules

Western Attire: Western hat or protective head gear, long sleeved shirt, long pants and boots are required. Jackets, vest, sweaters, ties and gloves are optional. Spurs and chaps are optional, except where noted in individual class rules. Slicker or other rain gear is optional in inclement weather.

Western Equipment: Western stock type saddle with horn, browband or one ear/two ear headstall with standard western bit is required. Standard western bits may have any length shanks, 3/8" or 3/4" diameter metal bar mouthpiece varying from straight bar to a full spade. Mouthpiece may be jointed. Curb chains or flat leather chin straps, if used must be at least 1/2" wide and lie flat against the horse's jaw. Split or closed reins with romal may be used. If split reins are used, only one hand may be used on the reins. Rein hand may be right or left. One finger will be permitted between the reins. Free hand position is optional, but hand should not contact horse or equipment except where optional equipment is carried in the free hand. If closed reins are used, rein hand must be closed around reins with no fingers permitted between. Romal is to be carried in opposite hand, approximately 16" from rein hand.

Jr. horses only, may also be shown in conventional O-Ring, D-Ring, or Eggbutt Smooth Snaffle bit with Broken Mouthpiece. Rings must be no larger than 4" or smaller than 2". Mouthpiece measured one inch in from cheek must be a minimum of 3/8" in diameter with gradual decrease to center of snaffle. An optional loose (leather braided rawhide, or leather bosal with rope or mecate reins may be used in lieu of a snaffle bit. When snaffle bit or bosal are used, two hands are required on the reins. Nosebands, tie downs, and martingales are prohibited with snaffle bits.

Optional Western Equipment: Except where noted in individual class rules includes breast collar, rope or reata (coiled and attached to saddle near pommel). A mechanical hackamore must not be exposed wire noseband or any type of mouthpiece.

Prohibited Western Equipment: Tapaderos, drawreins, gag bits, wire curbs or nosebands regardless of how padded, any hackamore with a mouthpiece, protective leg gear, hobbles, noseband, tie-down, martingale, mechanical hackamore.

Optional in Gymkhana (Game/timed event classes): Mechanical Hackamore without a mouthpiece, protective leg gear, noseband, tie downs.

Protective head gear is optional in any style and is allowed in all classes.

CRHA Universal Class Rules

1. The show management or judge may dismiss from any class any entry which is not under sufficient control.
2. The judge may dismiss or withhold awards from any entry which in his/her opinion is lame in any class.
3. No Rangerbred may be exhibited in any class if it has received in any manner any prohibited substance. A prohibited substance is any drug, medication stimulant, depressant, tranquilizer or local anesthetic or any metabolite or derivative thereof which could affect the performance of the horse. Stimulants and depressants are defined as medications which depress or stimulate the respiratory, circulatory or central nervous system. No horse may be exhibited which has received in any manner any drug, medication, metabolite or derivative thereof that might interfere with the detection of a prohibited substance. The use of modern Therapeutic measures for improvement and protection of the health of the horse, including non-steroid anti-inflammatory drugs is permitted unless substance administered might also be considered a depressant or stimulant as defined in this rule. **All horses may be subject to random drug testing.**
4. No entries shall be accepted into a class once competition or judging has begun for the proceeding class except when eligibility for a specific class determined by qualification in the proceeding class (Champion/Res. Champion halter class entries are determined by 1st & 2nd place in the preceding class.)
5. There will be a maximum of 3 minute gate call for horses to enter the ring for judging. A maximum of 5 minutes will be allowed for tack changes provided a request for the needed change is made at least one class prior.
6. No horse or rider may enter the ring to be judged after the clearly audible announcement "the class is being judged" has been made. At least one warning shall be given prior to this announcement.
7. Only exhibitors and those persons having official duties to perform will be allowed in the show ring during the judging or preparation for any class.
8. No identification of horses, owners or exhibitors may be given before the judging of the class is complete. All entries will be identified by entry number only until placing's determined.
9. Entry numbers must be clearly visible during competition, (if on saddle pad, must be on both side).
10. Horses competing in time trail or elimination classes must be shown by the same exhibitor in all elimination finals.
11. A rider may exhibit more than one horse in any event which is time of where horses compete individually in the ring. **No horse may be entered more than once in the same class, even with a different rider.**
12. No entry may enter or leave the arena faster than a trot.

CRHA Official Show Rules

13. In all timed events, qualifying times as well as “no times” shall be announced immediately following the run.
14. Equipment failures will not disqualify any entry provided the entry and/or class can continue uninterrupted. No exhibitor will be allowed to stop to repair broken equipment. If a class cannot continue without it. “Show Equipment” is any equipment provided and/or used by the show management for the class.
15. If timing equipment fails, the entry is permitted a re-run.
16. Any exhibitor striking the horse in front of the cinch with an object including, hands, spurs, or romal will be disqualified.
17. The judge at his/her discretion may ask exhibitors to drop the headstall for bit examination.
18. A fall of horse or rider is defined as follows:
 - a. A horse is considered to have fallen when the shoulder and haunch on the same side of the body have touched the ground or an obstacle at the same time.
 - b. A rider is considered to have fallen when he is unintentionally separated from his mount and has fallen in such a way as to require a remount.
19. If more than one judge is used for any class, there shall be no consultation between judges until their individual card-indication scores or placing has been turned in to the announcer. No changes in placing or scores may be made after cards have been turned in except if a mathematical error affecting the placing has occurred.
20. Class rules apply to all age and sex divisions within the class category unless otherwise specified under specific class rules.
21. Show management reserves the right to cancel, combine or split classes where entries warrant. A large class may at the discretion of the judge be divided with top placing from each division completing in a final go-round for awards.
22. Youth Showmanship and Youth Equitation classes, exception Leadline and Walk-Trot must be divided into JR (13 yrs. and under) and SR. (14 yrs. and older) Divisions. Leadline is limited to youth riders 6 years and under. Leadline exhibitors may not compete in Youth Walk-Trot classes or any other class with exception to Pee Wee or JR Showmanship. (Leadline participants must be led by an individual who is 19 or older).
23. No Stallions are allowed in any youth only class.
24. Unless riding style, age or sex restrictions are specifically stated in the class name of the specific class rules state otherwise, all classes are considered open to any exhibitor and may be ridden Western, Hunt Seat or Saddle Seat. If class name specified English, but does not specifically name Hunt or Saddle seat, either may be used.
25. In any class where specific class rules contradict these general rules, specific class rules take precedence.
26. Classes may be offered which are not specifically covered by CRHA rules. If such classes are offered, it is in the responsibility of the show management to advise what rules shall govern any such class.

CRHA Halter Classes

Current Year Colts

Yearling Colts

2 YO Stallions

3 YO Stallions

4 & older Stallions (aged)

Suitable for English Stallions

Get of Sire

Current Year Fillies

Yearling Fillies

2 YO Fillies

3 YO Mares

4 & older Mares (aged)

Brood, Spayed, Wet Mares

Suitable for English Mares

Produce of Dam

Current Year Geldings

Yearling Geldings

2 YO Geldings

3 YO Geldings

4 & older Geldings (aged)

Suitable for English Geldings

General Rules for All Halter Except Suitable for English

Equipment: Horses are to be shown in clean, well fitted western type halters with appropriate leads only. No other equipment allowed.

Appointments: Western attire only, Spurs and chaps prohibited.

CRHA Official Show Rules

Judging: Horses shall enter the ring and line up at the discretion of the judge. Horses are to be evaluated individually at a walk, and a trot and standing on the line. Horses shall stand squarely, naturally and should not be stretched. Any hereditary weakness or unsoundness shall be counted strongly against the animal being judged. Emphasis is to be placed on quality, confirmation, action, substance and manners. Exhibitors shall not be penalized for touching the animal or placing the legs and feet.

No Cross entries are allowed in any halter classes.

JR Grand and Grand Champion Classes: Grand Champions are to be selected from the winners of the classes for each sex division. Current year and yearling winners will be eligible for Jr. Grand/Res Jr. Grand Awards. All other class winners will be eligible for Grand/Res. Grand Awards with exception to wet mares and spayed mares. The second place horse in the class will be considered equally with the other class winners for Reserve Grand Champion Awards.

Additional Rules for Specific Halter Classes

Wet Mares: Wet mare classes are limited to 3 and older mares with a suckling foal at her side. Foals ARE NOT TO BE JUDGED, but must be registered with the CRHA and papers shown at entry. Mare and foal need not be owned by the same person. The FOAL MUST HAVE A SEPARATE HANDLER, BE HALTERED, ON A LEADLINE, AND KEPT UNDER CONTROL. Wet mares are not eligible for Grand Champion Classes.

Spayed Mares: Proof of spaying may be required. Spayed mares are NOT eligible for Grand Champion classes.

Group Classes: - Winners NOT Eligible for Grand Champion Classes:

Get of Sire: Three CRHA registered offspring, any age any sex of a single Living or Deceased CRHA registered sire shall constitute an entry. Entry must be exhibited with separate handlers for each horse comprising the entry. The SIRE IS NOT TO BE SHOWN, but owner must be current CRHA member in Good Standing. Offspring need not have the same owners.

Produce of Dam: Two CRHA registered offspring, any age of a single Living or Deceased CRHA registered sire shall constitute an entry. Entry must be exhibited with separate handlers for each horse comprising the entry. The DAM IS NOT TO BE SHOWN, but owner must be current CRHA member in Good Standing. Offspring need not have the same owners.

Criteria to GET OF SIRE and PRODUCE OF DAM: to be judge on the overall quality of the entries and not how well they match each other in color or type.

Suitable for English Class Rules

Purpose: For horses with exhibit type, quality of gait and conformation making them suitable as Hunt or Saddle Seat mounts. Horses are to be exhibited in equipment and style appropriate to their type.

Judging: Horses are to be judged 70% on movement and suitability for purpose, 30% conformation.

Equipment: Hunter type weanlings and yearlings may be shown in a plain leather halter and appropriate lead. Hunter type horses, two years old and older, are to be shown in a hunt bridle. Whips and crops are prohibited for Hunter types. Saddle Seat type horses of any age may be shown in an appropriate Saddle Seat type show halter or headstall which must have a Saddle Seat type whip may be carried and used moderately and judiciously with consideration for other exhibitors. Whips are not to exceed four feet in length, including lash.

Appointments: Exhibitors must be dressed neatly and in good taste, while allowing for comfort and free movement. Exhibitors of Hunter type horses may wear Hunt Seat attire, or a conservative sort coat, blazer, vest or sweater worn over a long sleeve shirt, with a tie, choker or stock jodhpurs, breeches or conservative slacks may be worn with Jodhpur boots, paddock boots, field or hunting boots. If a cap is worn, it must be an English type sports cap.

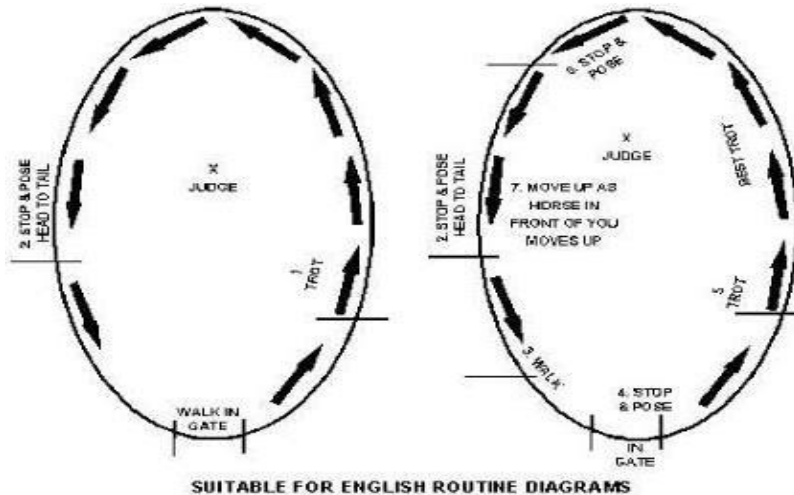
Saddle Seat type exhibitors may wear Saddle Seat attire or Kentucky jodhpurs, jodhpur boots, long sleeved shirt, tie and vest. Also acceptable are Kentucky jodhpurs, boots tuxedo shirt, cummerbund and bowtie, or dark conservative dress slacks with conservative street wear such as sports coat, jacket, sweater or vest and a tie. A derby, fedora or man's style soft hat and gloves are optional.

Spurs, Chaps, Shorts, Tank Tops, Jeans and Ball Caps are prohibited.

Grooming: Horses are to be neat, clean and properly groomed according to CRHA General Show Rules. Braiding of hunt type horses is optional. All braids must be neat and secured with conservative binders. The mane and forelock may be braided with tail left free, but if the tail is braided, the mane and forelock must also be braided. When using a bridle with a snaffle and a curb chain, it is permissible to place the snaffle rein over the horse's neck and secure it to the wither lock of mane with a braid, ribbon or string of yarn of conservative color.

CRHA Official Show Rules

Routine: (See Diagram) Horses are to enter the ring following the direction of the Ringmaster, walking to a designation point then trot on around the arena rail to the right, stopping on the far side. Horses should be posed head to tail with sufficient distance between for the judge to inspect and move around each entry. After all entries are posed, the judge will ask each entry individually to walk to a designated area along the short side of the arena, stop and pose, facing the far rail. At the judge's discretion, entry is to trot down the long rail at the horse's best trot, stop and pose at the end of the original line. Each entry is to move up to take the place in front of him as it is vacated so that all entries are walked out on line and posed at the same place. When all entries have completed their individual work, the first horse to have worked will once again be at the front of the line. Finalist will be asked to walk along the rail on loose rein prior to final placing.



Posing: Hunter Type Horses: when posed for judging, feet need to be squared, but all feet should be flat on the ground. At least one front and one hind cannon bone must be perpendicular to the ground, and head and neck should be held in at the most flattering natural position for the horse.

Saddle Seat Horses: Must stand with all four feet flat on the ground. The front cannon bones must be perpendicular to the ground. One of both hind legs may be placed slightly back. The judge may ask that both hind legs be moved under the horse for inspection. The head and neck may be posed according to the style and conformation of the horse, where naturally carried, with neck arched and muzzle stretched out or remaining in. The whip may be used as a tool for posing. Excessive whip action will be penalized.

CRHA showmanship at Halter Classes

YA Pee Wee Showmanship
(10 yrs. and under)

Youth Jr. Showmanship
(13 yrs. and under)

Youth Sr. Showmanship
(14 yrs. and over)

Adult Showmanship
(19 yrs. and over)

General Rules for all Showmanship Classes

In showmanship classes, exhibitors are judged on their ability to fit and present the horse and scored on the basis of 100 points broken down as follows.

A. Appearance of horse – Total 40 points

1. Condition of Horse - 15 points
2. Grooming – 20 points
 - a. Hair coat clean
 - b. Man and tail clean and free of tangles
 - c. Hooves trimmed properly. If shod shoes must fit properly and clinches should be neat.
 - d. Bridle path trimmed close and neat. Long hair under chin, on legs, pasterns and muzzle should be clipped. Long hairs over and under eyes should be removed. Inside ears may be clipped.

CRHA Official Show Rules

3. Tack – 5 points
 - a. All tack should be neat, clean and in good repair.
 - b. If showing western type horse, only Western type leather or nylon halter with a 6 to 7 Ft. lead may be used. Entries will not be penalized for a chain shank over the nose or under the jaw for control. If showing Hunter type horse, a suitable hunt bridle with or without a cavesson must be used. Whips crops or bat are prohibited for Western or Hunter type horses. On a Saddle Seat type whip is permissible, but must be used with consideration for other exhibitors.

B. Appearance of Exhibitors – Total 10 Points

1. Person should be neat, clean and suitably attired.
 - a. If showing Western, western attire is required
 - b. If showing a Hunter type horse, Hunt Seat attire is required
 - c. If showing a Saddle Seat type horse, Saddle Seat Attire is required
ATTIRE MUST MATCH STYLE OF TACK
 - d. Chaps and spurs are prohibited in Showmanship Classes.

C. Presentation of Horse – Total 50 Points

1. Leadline -15 Points
 - a. Horse must always be led from the horse's left side with exhibitor's right hand on the lead about 8 to 12 inches from the halter. (Smaller exhibitors may need a longer hold). The excess lead should be held in the exhibitor's left hand. Either a figure eight or round coil is acceptable as long as it is being handled safely by the exhibitor.
 - b. When traveling, all turns must be to the right with the exhibitor walking to the right around the horse, regardless of where the judge stands in the ring.
2. Posing – 15 Points
 - a. Western and Hunter type horses should stand squarely on all four feet. Saddle Seat type horses rear legs may be placed slightly back.
 - b. Judge's view should not be obstructed. If the judge is standing at the front of the horse, the exhibitor must be on the opposite side of the horse from the judge. If the Judge is at the rear quarter, the exhibitor must be on the same side as the judge.
3. Posing, Alertness and Merit – 20 Points
 - a. The exhibitor must be able to walk, trot, stop, turn and back his horse as requested by the judge.
 - b. The exhibitor must always keep the judge within his/her field of vision, be presenting the horse at all times, and be aware of what they are doing.
 - c. The exhibitor must keep proper position in line and allow a reasonable and safe distance (at least 5 ft.) between horses. Each exhibitor will be required to travel his/her horse individually from the line.
 - d. At his/her discretion, the judge may ask exhibitors questions concerning conformation, horsemanship, care, etc. Questions should be appropriate for the exhibitor's age and experience level.

Major Faults against showmanship

1. Failure to recognize and correct faults of the horse's position
2. Kicking or placing the horse's leg into position
3. Failure to stop turning when traveling at a walk or trot
4. Giving loud voice commands to the horse
5. Obstruction the judge's view of the horse
6. Forcing the judge to move to avoid being bumped or stepped on
7. Improperly fitting equipment
8. Conversing with contestants in the ring or spectators on the rail
9. Failure to follow judge's instructions
10. Leading from the Right Side
11. Turning the horse to the left
12. Over showing through unnecessary or exaggerated actions

CRHA Official Show Rules

Yearling Longeline

Equipment: English or Western tack both types should be a flat leather or nylon halter without decoration – NO SILVER. A longeline not to exceed thirty (30) feet in length and attached to the halter by only a single snap or buckle. NO CHAIN SHANK TO BE ATTACHED OVER THE NOSE OR UNDER THE CHIN OR IN THE MOUTH OF ANY HORSE DURING THE LONGELINE PORTION OF THE CLASS.

Personal Equipment: Same as CRHA Halter Class Suitable for English included (See Halter Class rules).

Showing: Exhibitors will enter the ring individually as called and proceed to the working area as directed by the ring steward. An audible signal will be given to indicate start time. Each entry will be allowed ninety (90) seconds to work, Entries should be shown at a walk, and trot and lope (canter) both directions if possible. An audible signal will be given to indicate the end of the ninety (90) seconds, at which time the exhibitor will retire to the far end of the arena, remain in there while other entries are being judged. After entries have been worked individually, all entries will line up in halter class fashion for conformation judging. At this time the longeline may be changed for leading shank and the chain may be placed over the nose or under the chin (but not in the mouth). The lead should be passed over the rail to the person assisting and the longeline and whip may be passed out over the rail to the person assisting.

Judging: Horses are to be judge 70% on movement: 30% on conformation as appropriate for a future pleasure horse. Emphasis is to be placed on good movement, naturalness, manners, and attitude. The walk should be smooth, flat and ground covering. The trot should be soft and relaxed, with definite two-beat. The lope/canter should be soft and rolling with strong emphasis placed on a natural tree-beat. Speed and stride should be appropriate for horse's size and conformation. Placing on the longeline will not be considered a fault and will be judged as if the pleasure prospect were playing in the field. When judging conformation, judges may be discriminate for or against bulk, but must look for a total picture emphasizing balance and athletic capabilities. The judge will inspect each horse and disqualify any horse having rawness or bleeding over the nose, under the chin or from the mouth due to a chain shark being improperly attached.

Disqualifications: Use of prohibited equipment. Horses will be required to extend the lope, but the judge may ask that the walk or job be extended.

CRHA Pleasure Classes & CRHA Western Pleasure

Appointments: Western attire, Western Equipment

Prohibited Equipment: Whips, bats, tie downs, martingales, nosebands, protective leg gear.

Showing: Horses are to be shown at a walk, jog, and lope on a reasonably loose rein both directions of the ring. The walk shall be flat footed, four beat, and natural. The jog shall be smooth, ground covering, two beat and natural. The jog should be square and balanced. The lope is a smooth, rhythmical tree beat gait, with the horse going easily in both directions. When loping to the right, the horse must be on the right lead. When loping to the left, the horse must be on the left lead. Horses shall reverse to the inside away from the rail. The judge may request hoses to reverse at a walk or jog. Horses will not be required to reverse at a lope. Horses are to back readily and stand quietly. Riders will not be required to dismount unless the judge wishes to check equipment.

Faults: Excess speed, excess slowness, inconsistency, Incorrect gait, breaking gait, incorrect leads, over or under flexion, poll too high or too low, pulling on the bit, head tossing, sour ears, tail wringing, hesitation at or crooked backing, failure to back or stand quietly, imbalance, inappropriate equipment or attire.

Disqualifications: Horses out of control, fall of horse or rider, lameness, kicking, rearing, use of prohibited equipment.

CRHA Hunt Seat Pleasure

Appointments: Hunt Seat attire, Hunt Seat Equipment

Prohibited Equipment: Martingales, Protective leg gear, dropped nosebands, roweled spur.

Showing: Horses must be serviceably sound, should be suitable for their purpose under saddle (as a hunter), and will be judge accordingly. Horses should be able to move in a ling, low frame, easily lengthen their stride, and cover ground easily. Horses are to be shown at a walk, trot and canter both directions of the ring with light contact on the bit. The walk shall be flat footed, four beat and natural, the trot shall be a ground covering, two beat diagonal gait. The canter is a fluid three beat gait, with the horse going easily in both directions. When cantering to the right, the horse must be on the right leg. When cantering to the left, the horse must be on the left lead. Horses shall reverse at a walk and trot. Horse will not be required to reverse at a canter. Horses may be required to extend any gait. The judge may ask all of just the top eight horses for a hand gallop, but

CRHA Official Show Rules

NEVER MORE THAN EIGHT HORSES shall be asked to hand galloped at a time. The judge may ask the group at a hand gallop to halt and stand quietly on a loosened rein. Horse must be alert, responsive, free moving, back readily, and stand quietly. Riders will not be required to dismount unless the judge wishes to check equipment.

Faults: Quick short strides, Inconsistency, Incorrect gait, incorrect leads, over and under flexion, pulling on the bit, head tossing, sour ears, tail wringing, hesitation at or crooked backing, failure to back or stand quietly, imbalance, unsuitable for purpose, inappropriate equipment or attire.

Disqualifications: Horses out of control, fall of horse or rider, no extension of gaits, extreme speed at any gait, lameness, kicking, rearing, use of prohibited equipment.

CRHA Saddle Seat Pleasure

Appointments: Saddle Seat attire, Saddle Seat Equipment

Prohibited Equipment: Martingales, Protective leg gear, dropped nosebands, roweled spur.

Showing: Horses are to be shown and a walk, trot and canter both directions of the ring with light contact on the bit. Horses are to perform with natural, animated motion, in balance and under moderate collection. Horses must be serviceably sound, alert, and responsive, obedient, and move freely. The walk should be flat footed and true. The trot should be smart, brisk, and balanced without loss of from, Smoothness is to be counted over extreme speed. The canter should be collected, smooth and straight on both leads. The judge may require any gait to be extended. Horses are brought to a flat-footed walk before changing gaits. Horses are to back readily and stand quietly. Horses are to be judged on their style (presence) quality, fineness, brilliance and suitability of purpose. Riders will not be required to dismount unless the judge wishes to check equipment.

Faults: Extremely high or artificial action, stretching of horses, inconsistency, hesitation at or crooked backing, failure to back or stand quietly, imbalance, unsuitable for purpose, inappropriate equipment or attire.

Disqualifications: Horses out of control fall of horse or rider, no extension of gaits, lameness, kicking, rearing, use of prohibited equipment.

CRHA Bareback Pleasure

Appointments: Western, Hunt or Saddle Seat attire, Western, Hunt or Saddle Seat Equipment consistent with the attire except horses back must be bare (no saddle or pads permitted).

Prohibited Equipment: Same as CRHA Western, Hunt and Saddle Seat Pleasure, depending on style of attire/equipment used. NO SADDLES OR PADS.

Showing: Class procedure and horse's way of going are to be the same as described Western Pleasure, Hunt Seat Pleasure, Saddle Seat Pleasure, depending on which style is dictated according to attire and equipment used.

Faults: Same as Western, Hunt and Saddle Seat Pleasure, depending on style dictated by attire/equipment used.

Disqualifications: Same as Western, Hunt and Saddle Seat Pleasure, depending on style dictated by attire/equipment used.

CRHA Equitation/Horsemanship Classes

CRHA Western Equitation/Horsemanship-Walk, Trot, Canter & CRHA Walk-Trot/Jog only:

Appointments: Western attire, Chaps (optional), Western Equipment.

Prohibited Equipment: Whips, bats, tie downs, martingales, protective leg gear, nosebands.

Judging: Riders are to be judged on hands, seat, legs, and their ability to ride, maintain proper position and control the horse. Results shown by the horse are not to be considered more important than the methods used by the rider to obtain them.

Showing: Horses are to be shown at a walk trot/jog, lope (exception: walk-trot/jog class), both directions of the ring. Horses should be reversed to the inside. The judge may also require entries to extend gaits, back or individually complete a patter, taking into consideration rider's age and expected level of ability. Patterns may include turns on haunches, figure eights, back-ups, lead changes (exception: Walk-Trot/Jog class) or any other components requested by the judge to determine rider's ability. If patterns are required, patterns must be posted at least one hour prior to the start of the class. Judge may require riders to dismount and mount (except in 13 and under classes). The rider should sit in the saddle in a relaxed, balanced manner with back straight, shoulders even and upper arms aligned and close to the body. The body should always appear comfortable, relaxed and flexible. Stirrup length should permit rider's heels to be lower than the toes and the knee to be slightly bent with rider's weight directly over the balls of the feet. Leg must maintain contact with the horse. The arms and hands are to be held in a relaxed manner.

CRHA Official Show Rules

If a snaffle bit is used, reins are to be held with both hands maintaining light contact with the horse's mouth. Arms should be slightly bent at the elbow. The rider's hands should be carried near the pommel and not further than four (4) inches out from the saddle/horse on either side. Hands should be steady, and both must be visible at all times. If standard bit is used only one hand may be used for reining and may not be changed. The rein arm should be bent slightly at the elbow, with the rein hand held in a relaxed position around the reins, maintaining light contact with the horse's mouth. The position of the free hand is optional, but should be relaxed and completely free of the horse or equipment. If closed reins are used, the rein hand must be around the reins with the other hand around the romal approximately sixteen (16) inches from the free hand. Reins are to be carried directly above or slightly in front of the saddle horn. Rider is not to post at a trot/jog, and should remain close to the saddle at a lope. All movements of the horse should be accomplished by nearly imperceptible aids.

Faults: Excessive, leg and body pumping, toes only in stirrups, excessive lower leg movement, exaggerated weight shifting, loss of stirrup, bracing against saddle horn, changing hands on the reins, free hand touching any part of horse or equipment, imbalance, improper patterns, failure to recognize and /or correct improper leads, appropriate equipment or attire.

Disqualifications: Horse out of control, fall of horse or rider, lameness

CRHA Hunt Seat Equitation/Horsemanship

Appointment: Hunt Seat Attire, Hunt Seat Equipment.

Prohibited Equipment: Martingales, Protective leg gear.

Judging: Riders are to be judged on hands, seat, legs, and their ability to ride, maintain proper position and control the horse. Results shown by the horse are not to be considered more important than the methods used by the rider to obtain them.

Showing: Horses are to be shown at a walk trot/jog, lope (exception: walk-trot/jog class), both directions of the ring. Judge may require riders to drop and pick-up stirrups, extend gaits, or to individually complete a pattern, taking into consideration rider's age and expected level of ability. Patterns may include turns on the haunches, figure eights, serpentines, back-ups, lead changes, (exception: Walk-Trot/Jog only) diagonal changes, or any other maneuver requested by the judge to determine rider's ability to except horses should not be required to jump. If patterns are required, patterns must be posted at least one hour prior to the start of the class, and shall be the same for each exhibitor in the class. The rider should sit in the saddle in a balanced manner with back straight, shoulders back, eyes up. Toes should be at the angle best suited to the rider's conformation. Ankles should be flexed in, heels down, calf in contact with the horse slightly behind the girth. Stirrup iron should be under the ball of the foot. Rider's hands should be held slightly apart, over and in front of the horse's withers, knuckles 30 degrees inside the vertical, elbows slightly bent making a straight line from the rider's elbow to the horse's mouth. The method of holding the reins is optional and bight of the reins may fall on either side, both hands must be used and all reigns picked up at one time. The rider's hands should be light and balanced conveying the impression of complete control. At the walk, sitting trot and canter, the rider's body should be nearly vertical; at the posting tort and hand gallop, inclined forward. Rider is to be on the correct diagonal at the posting trot and should remain close to the saddle at the canter.

Faults: Excessive arm, leg or body movement, toes only in the stirrups, exaggerated weight shifting, loss of stirrup, incorrect diagonals, imbalance, improper patterns, failure to recognize and /or correct improper leads, inappropriate equipment or attire.

Disqualifications: Horse out of control, fall of horse or rider, lameness.

CRHA Saddle Seat Equitation/Horsemanship

Appointments: Saddle Seat attire, Saddle Seat Equipment

Prohibited Equipment: Martingales, Protective leg gear

Judging: Riders are to be judged on hands, seat, legs, and their ability to ride, maintain proper position and control the horse. Results shown by the horse are not to be considered over the methods used by the rider to obtain them.

Showing: Horses are to be shown at a walk trot/jog, lope (exception: walk-trot/jog class), both directions of the ring. Judge may require riders to drop and pick-up stirrups, extend gaits, or to individually complete a pattern, taking into consideration rider's age and expected level of ability. Patterns may include turns on the haunches, figure eights, serpentines, back-ups, lead changes, (exception: Walk-Trot/Jog only) diagonal changes, or any other maneuver requested by the judge to determine rider's ability to except horses should not be required to jump. If patterns are required, patterns must be posted at least one hour prior to the start of the class, and shall be the same for each exhibitor in the class. Riders are to give proper position by sitting comfortably in the saddle, finding their center of gravity with a slight bend to the knees, but without use of the irons. While in this position, leathers should be adjusted to fit, then the irons are placed under the galls of the feet. Even pressure should be applied on

CRHA Official Show Rules

entire width of sole across center of iron. Foot position should be in an easy position, neither horizontal or perpendicular to the saddle, and should show control, adaptability and sympathy. The height of the hands above the horse's withers is determined by how and where the horse carries its head. The method of holding the reins must be slight motion at a walk and slight elevation at the posting trot with the hips under the body, not a mechanical up and down or swing forward and back. At the canter, seat should remain close going with the horse.

Faults: Excessive arm, leg or body movement, toes only in the stirrups, exaggerated weight shifting, loss of stirrup, incorrect diagonals, imbalance, improper patterns, failure to recognize and /or correct improper leads, inappropriate equipment or attire.

Disqualifications: Horse out of control, fall of horse or rider, lameness.

CRHA Youth Walk-Trot/Jog Equitation/Horsemanship

Eligibility: Class open to Youth riders are ten (10) and under only. Exhibitors in this class may not compete in any performance class canter, but may compete in Pee Wee Showmanship.

Appointments: Western, Hunt Seat, Saddle Seat attire. Western, Hunt Seat, and Saddle Seat Equipment consistent with attire.

Prohibited Equipment: Same as Western, Hunt Seat or Saddle Seat equipment, depending on style of attire and equipment used. **Showing:** Class will be worked at a walk and jog/trot only, both directions of the ring. (The working area may be lessened at the judge's discretion). At the judge's discretion, entries may be asked to back. Entries are to be judged on the rider's basic seat, hand, leg, and body position, as well as ability to control and properly exhibit the horse.

Faults: Same as Western, Hunt Seat, and Saddle Seat Equitation, depending of style dictated by attire and equipment used.

Youth Walk-Trot/Jog is intended to provide a means of participating for young exhibitors who are able to ride a horse unassisted, but lack the skill or experience to compete in classes requiring the lope/canter.

Show management is encouraged to provide two adults (in addition to the judge and ringmaster) to be in attendance in the ring should a situation warrant.

Adult Walk-Trot Equitation under same rules, but rider must be 19 yrs. of age or older.

CRHA Youth Leadline Equitation/Horsemanship

Eligibility: Open to Youth riders age six (6) and under only. Exhibitors in this class may not compete in any other performance class, but may compete in Pee Wee Showmanship (10 & under).

Appointments: Western, Hunt Seat, Saddle Seat attire. Western, Hunt Seat, Saddle Seat Equipment consistent with attire.

Prohibited Equipment: Same as Western, Hunt Seat or Saddle Seat equipment, depending on style of attire and equipment used.

Showing: Class will be worked at a walk only, both Directions of the ring. (The working area may be lessened at the judge's discretion). At the Judge's discretion, entries may be asked to back with or without assistance. Entries are to be judged on the rider's basic ability, seat, and hand position. No rider may be tied, buckled or fastened to the saddle in any manner. Entries must be led by an adult, 18 years or older. The adult handler must insure that the horse is kept under control, but should not interfere with the rider's performance unless necessary to avoid a dangerous situation or asked to assist (such as with backing) by the judge. Adult handler's attire must match the style of the exhibitor.

Faults: Same as Western, Hunt Seat, and Saddle Seat Equitation, depending of style dictated by attire and equipment used.

CRHA Pleasure Driving

Appointments: Exhibitor is to dress neatly and conservatively in present day style. Men must wear a coat, hat, tie and long pants. Women must wear a dress, suit or slacks and a hat. If a short dress is worn, a lap robe is required. Handlers/groomers must be neatly and suitably attired. If weather conditions warrant, rain wear or inclement weather apparel may be worn.

Equipment: Only pleasure type tow wheeled cars or four wheeled vehicles (no chariots, racing sulkies, or stirrup type carts), suitable whip, collar or breast collar harness, standard bridle with snaffle or curb bit. If a curb bit is sued, the chain must be at least ½" wide, lay flat against the horse's jaw and meet with the judge's approval. Check reins, breaching, martingales and caveson nosebands are optional.

Prohibited Equipment: Weighted shoes, wire curbs, and any artificial appliances.

CRHA Official Show Rules

Showing: Horses shall enter the arena going to the right at a normal trot (park gait). Each horse will be exhibited at a walk, normal trot (park gait), and extended trot (road gait) both directions of the arena. Change of directions must be made by crossing the arena diagonally at the direction of the ring steward while walking or in the park gait only. Each horse will also be required to back readily and stand quietly. No more than two people will be allowed in the vehicle during exhibition. Handlers will be allowed in the ring for lineup.

Judging: Judging shall be based 80% on performance, manners, and way of going. 20% on suitability for purpose of horse, vehicle and attire.

Faults: Excessive speed, excessive animation, incorrect gait, breaking gait, pulling on bit, head tossing, failure to back or stand quietly, inappropriate equipment and attire.

Disqualifications: Horse out of control, fall, use of prohibited equipment.

CRHA Command

Appointments: Western, Hunt Seat, Saddle Seat attire. Western, Hunt Seat, Saddle Seat Equipment consistent with attire.

Prohibited Equipment: Same as Western, Hunt Seat or Saddle Seat equipment, depending on style of attire and equipment used.

Showing: Horses are to be shown as the judge "COMMANDS". Commands may include (but are not limited to) walk, jog/trot, lope/canter, halt, reverse and stop, extend any gait and back on the rail. If there are eight or less entries left in the competition, the judge may command a hand gallop, side pass or counter canter/lope. When a halt command is given, the horse is not to move until another command is given. A horse is to react immediately once a command is given and not hesitate.

Faults: When six or less entries remain in competition, the first entry not performing as judge commands shall receive the last place award; The second failing to perform as commanded will receive the next to the last place award, etc. until only one horse remains in the competition, The remaining horse shall receive the first place award.

Disqualifications: When the entries exceed six horses, each horse failing to perform as commanded shall be disqualified until only six horses remain.

Additional Disqualifications: Horse out of control, fall of horse or rider, lameness, illegal equipment.

CRHA Hunter Hack

Appointment: Hunt Seat attire and equipment consistent with attire.

Prohibited Equipment: Same as Hunt Seat

Showing: Horses are to be shown first individually over two jumps set a minimum of 48' apart. (If jumps are more than 48' apart, spacing must be 21' increments). The first jump may be 2'3" or 2'6", but never more than 3" lower than the second jump. The second jump may be 2'6" or 2'9". Both Jumps must have a ground line. One circle prior to the first jump is allowed. Horses may be asked to hand gallop, stop, and back and stand quietly on a loose rein following the second jump. Horses should cover the course with an even pace and free-flowing strides, jumping with uninterrupted rhythm. Obstacles should be met squarely (not at an angle) and jumped at the center. After the entire class has completed the individual work, horses will then be shown together at a walk, trot, and canter both ways of the ring. Horses will be required to extend the trot and canter.

Judging: Horses will be judged 70% on individual work over fences, 30% on the flat. An even hunting pace, manners, jumping style and manner of moving over the course, together with faults over fences shall be considered.

Faults: On the flat, faults are the same as Hunt Seat Pleasure. Faults over fences will be scored as in Working Hunter classes.

Disqualifications: Fall of horse or rider, horse out of control, lameness, and failure to complete both jumps, third refusal or run-out at either jump, improper equipment or attire.

CRHA Official Show Rules

CRHA Road Hack

Appointment: Western, Hunt Seat, Saddle Seat attire and equipment consistent with the attire worn.

Prohibited Equipment: Same as Western, Hunt Seat or Saddle Seat Pleasure depending on type of attire and equipment used.

Showing: Horses are to be shown together at a walk, jog/trot, and lope/canter both ways of the arena. Horses will be required to extend the trot and/or canter. Riders may be required to back, dismount, mount or work individually at the discretion of the judge, except horses may not be required to jump. Horses are to be brought to a flat-footed walk before changing gaits or stop. "Hack" horses should be a pleasure to ride, smooth and stylish, willing, responsive, and able to cover ground efficiently.

Judging: Horses will be judged on performance, manners, and suitability as a "hack".

Faults: Faults are the same as Western, Hunt seat or Saddle seat.

Disqualifications: Horse out of control, fall of horse or rider, lameness, improper equipment or attire.

CRHA Trail a/o Trail Maturity

Western Trail: Appointments & prohibited equipment same as all Western classes (6 to 10 obstacles).

English Trail: Appointments & prohibited equipment same as all Hunt seat/English Classes (6 to 10 obstacles).

Youth Trail: Appointments & prohibited equipment same as Western a/o English Classes (6 to 10 obstacles).

YA Walk Trot Trail: Appointments & prohibited equipment same as Western a/o English classes. (5 easily worked obstacles).

Walk-Trot trail not to canter, worked under walk trot age limit rules.

Course: The course shall consist of a minimum of 6 to 10 obstacles for Open Western, English, and Jr./Sr. Youth Trail (5 only for YA Walk-Trot Trail). Three types of obstacles, "control", 'agility' and "calmness", should be represented as evenly as possible. The course shall be designed so that each horse is required to show each of 3 gaits, (walk, jog/trot, and lope/canter) somewhere between obstacles. The course must be designed to be executed safely in a reasonable period of time (90 seconds is suggested), and so as to not give unfair advantage to either a large or small horse. The judge has the right and duty to alter the course or remove any obstacles which he/she feels is unsafe. The course must be the same for all contestants. Any obstacle moved must be re-set to the original position prior to the next exhibitor starting the course. The course must be posted at least ½ hour prior to the class.

Obstacles: Any obstacle simulating that which may reasonably be expected to be encountered on the trail ride may be used, provided it does not endanger horse or rider. Weapons, tires, with small inside diameters, fire extinguisher or exotic animals MAY NOT be used.

Control Obstacle:

1. Open pass through and close gate
2. Back through
 - a. Rails, logs or poles forming an "L" or "dog leg", may be flat on the ground or slightly elevate. Minimum distance between shall be 26", if on the ground: 30" if elevated.
 - b. Barrels or markers forming line, or triangle shall be minimum of 32" apart.
3. Side pass
 - a. Single rails, logs or poles must be 6' long, up to 24" high.
 - b. "T" pattern must have a minimum of 20" between rails.
4. Serpentine (jog around)
 - a. Markers must be 6' apart base to base with guardrails 3' to each side, or 3' apart base to base with 6' to 8' guardrails to each side.
5. 180 to 360 degree turn inside area bounded by 4 equal length rails, logs or poles 5' to 6' long at 90 degree angles.

Agility Obstacles:

1. Walk or jog overs
 - a. For walk-over logs, brush or cavaletti must be at least 5' long and spaced at least 15" apart
 - b. For jog-over logs, brush or cavaletti must be at least 5' long and spaced at least 3' apart.
2. Bridges or water hazards
 - a. Bridge must be wooden, minimum of 36" wide and 6' long. Side rails are optional.

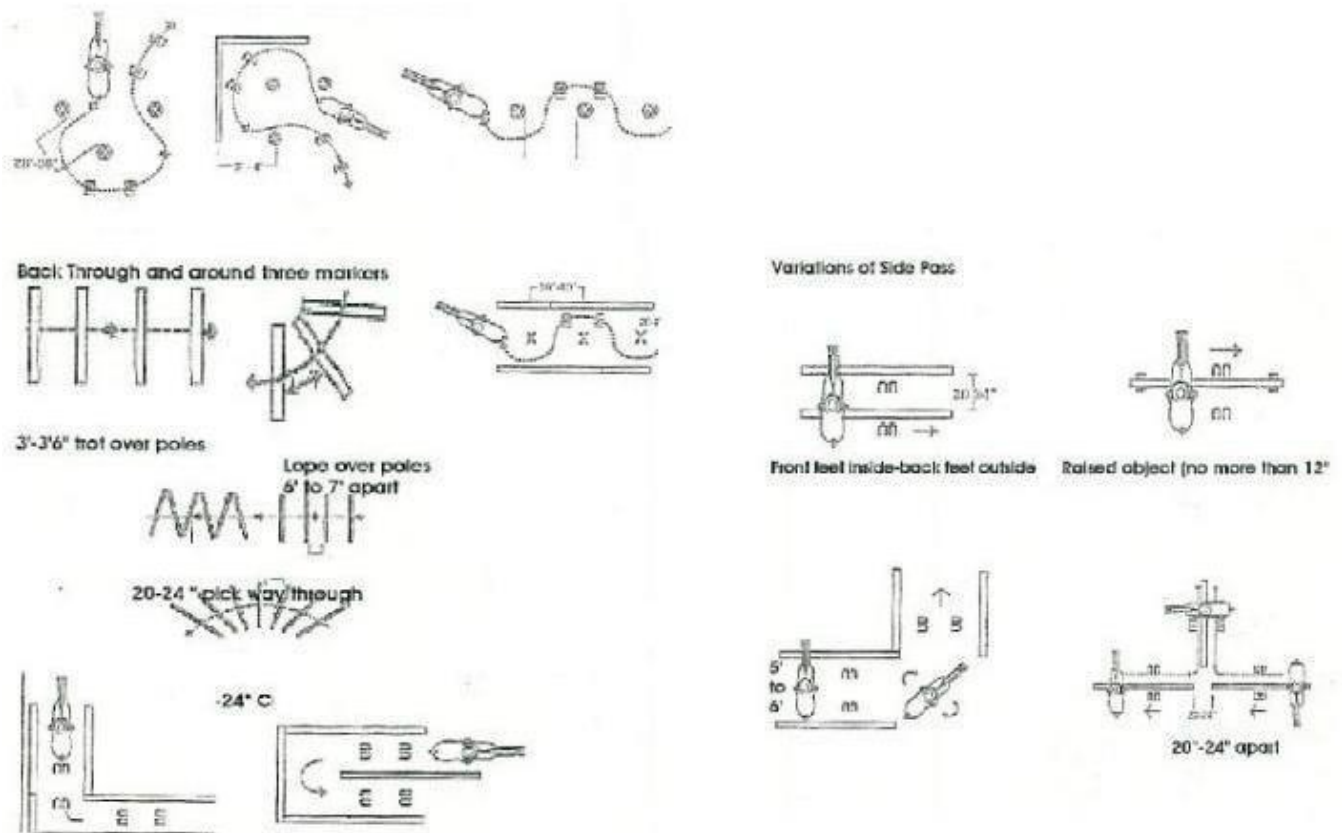
CRHA Official Show Rules

3. Jumps
 - a. Jumps may be designated as either mounted or lead-overs.
 - b. Maximum height for lead-over and mounted walk-over is 16". All mounted jumps shall not exceed 24".

Calmness Obstacles:

1. Objects to be carried from one part of arena to another (Only objects that might reasonably be carried on a trail ride may be used).
2. Ground-tie/Hobble
 - a. Ground-tie or hobbling is contestant's option, except hobbles must be used on closed reins.
 - b. Rider is required to leave the horse, either going to a designated point or circling the horse maintaining a 14' diameter as course requires.

Disqualifications: Horse out of control, fall of horse or rider, lameness, improper equipment or attire.



CRHA Reining

Appointments: Western Attire, Western Equipment.

Prohibited Equipment: Whips, bats, tie-downs, martingales, nosebands, mechanical hackamores.

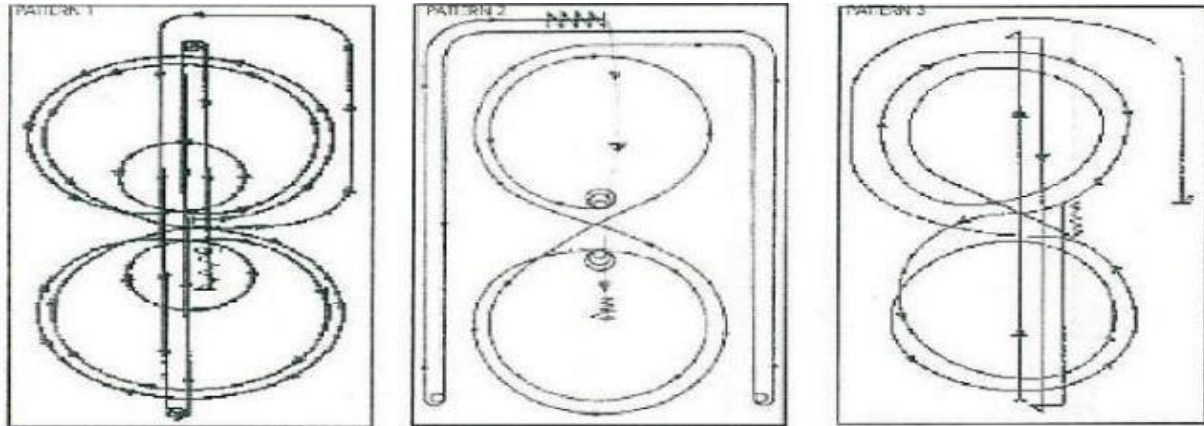
Showing: Horses are to perform a specific pattern individually in the ring. The judge will select the pattern to be used by all contestants in the class from the patterns described below. The reining patterns to be used will be posted at least one (1) hour prior to the start of the class. Horses that execute the required maneuvers smoothly and at the required speed shall score higher than horses who execute the pattern smoothly, but not at the required speed. However, smooth response is more important than speed. Horses are to change leads easily, sprint then come to a sliding stop with head down in a relaxed manner, spin with rear inside foot planted and back straight. Horses that appear anxious and/or anticipate cues are to lose points. After completion of the pattern, exhibitor is to proceed to the judge and drop the headstall for judge's inspection.

CRHA Official Show Rules

Faults against horse: Breaking gait, slow response, gaping mouth, bounding or crooked stop, pulsing on the bit, head tossing, incorrect leads, disobedience, knocking over markers.

Faults against rider: Changing hands of the reins, loss of stirrup, holding on, any unnecessary or exaggerated aids, inappropriate attire or equipment.

Disqualifications: Off Pattern, horse out of control, fall of horse or rider, lameness, use of prohibited equipment.



Pattern 1:

Proceed to the center of arena, stop. Pick up left lead, complete 3 circles, to the left. The first one large and fast, the second one small and slow, and the third large and fast.

Change leads at center of arena.

Complete 3 circles to the right. The first large and fast, the second small and slow, and the third large and fast.

Change leads at center of arena.

Do not stop continue on to run downs.

Run to far end past the marker to a square sliding stop. Hesitate.

Complete 2 ½ turns to the left. Hesitate.

Run past center marker to square sliding stop. Hesitate.

Back 10 to 15 feet in a straight line. Hesitate.

Make 2 full turns each way, either way fast. Hesitate between turns.

Hesitate to complete pattern.

Pattern 2:

Start in center of arena and complete three turns to right. Hesitate.

Being on right lead, complete one circle to the right, change leads to the left close this circle and stop.

Complete three turns to the left, change leads to the right.

Being on the left lead, circle to the left, change leads to the right.

Do not close this circle. Run straight down side of arena approximately 20 ft. from the fence, past end marker and come to a square sliding stop.

Complete 1 ½ turns to the left.

Continue back down side of arena approximately 20 ft. from the fence, around end of arena (horse should be on the left lead at this point), run straight down other side of arena approximately 10 ft. from fence, past end marker and come to a square sliding stop.

Run straight down middle of arena, past middle marker and come to square sliding stop.

Back 10 to 15 ft.

Hesitate to complete pattern.

CRHA Official Show Rules

Pattern 3:

Start at end of arena

Run to far end of arena past the end of marker and stop. Complete 2 ½ turns to the left.

Run to the other end of arena past end marker and stop. Complete 2 ½ turns to the right.

Run past the center marker and stop.

Back 10 to 15 ft. in a straight line. Complete ¼ turn to the left, hesitate. Being on the right lead, circle to the right.

Complete one small slow circle and one large fast circle. Change leads to the left.

Complete one small slow circle and one large fast circle. Change leads to the right.

Run around end of arena to the other side, past center marker, at least 20 ft. from fence and stop.

Hesitate to complete pattern.

CRHA Western Riding

Appointments: Western attire, Western Equipment.

Prohibited Equipment: Whips, bats, tie-downs, martingales, nosebands, mechanical hackamore.

Patterns: See Diagram – Use of gate at start of pattern is optional, but if in the class, must be used. If used, gate must be a type rider can open and close without dismounting. The five aligned side markers are to be separated by a uniform distance of not less than 30 nor more than 50 ft. The log shall be just high enough to break the horse's stride.

Showing: Should be done with reasonable speed. It is competition in the performance of a sensible, well mannered, free and easy moving horse. The contesting horse will be judged on riding, qualities of gaits, (walk, jog, lope), change of leads, response to the rider, manners, disposition and intelligence. It is important that the horse correctly change leads at the lope while riding the pattern with lead changes being made as near half-way point between markers as practical. Except for Jr. horse shown with a bosal or snaffle bit, only one hand may be used on the reins, while horse is in motion, rider's hands shall be clear of horse and saddle.

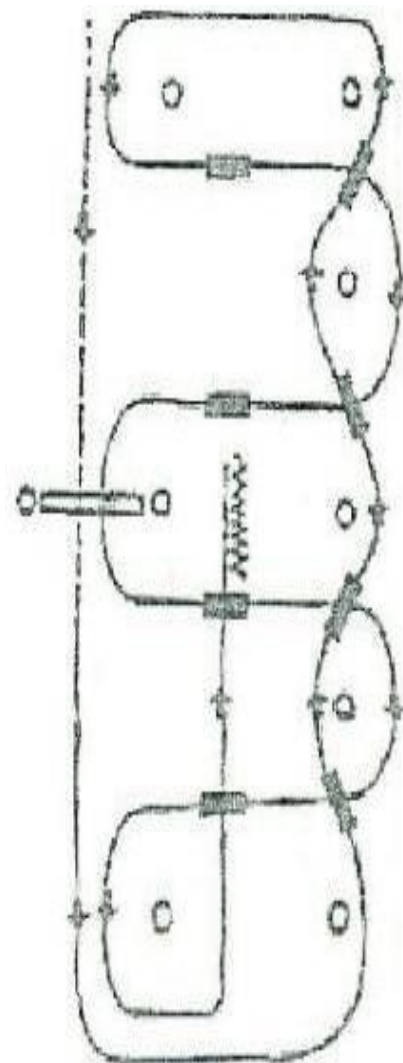
Judging: Horses will be scored on the ability to execute the pattern on the bases of 60 to 80 points, with 70 points denoting average. Scoring guidelines to be considered: points will be added or subtracted from the ten maneuvers on the following basis, ranging from plus 1 point to minus 1 point, + excellent: ½ good: 0 average very poor.

The ten (1 maneuvers are as follows)

1. The walk, the lope and the jog.
2. Transition to the lope through the first change.
3. Second Change
4. Third Change
5. Fourth Change
6. The lope around the end, the change up to the next cone.
7. The turn, the next change up to and including the turn over the log.
8. The next change up to the turn around the cone.
9. The final crossover, lead change up to the corner of the cone.
10. The lope around the corner up through the center, past the log, the stop and back a minimum of 10 ft.

Faults against the horse: Open mouth excessively or raising head on maneuvers, anticipation signals or early lead changes, stumbling.

Faults against the rider: Use of free hand to instill fear in the horse. -3 to 5 points. Breaking gait at the lope, including simple lead change -3 points. Additional lead changes anywhere on course - 3 points. Failure to take prescribed gait where pattern designates -2 points. Breaking gait at walk to trot -1 point. Hitting log -1 point. Failure to change lead behind from ½ stride up to the cone - ½ point, to next change -1 point, ticking (light touch of log) -1/2 point. Off pattern is any of the following; an incomplete patter, incorrect order of maneuvers, knocking over markers, passing on



BACK
LOPE
JOG
WALK
LOG
MARKER
RECOMMENDED LEAD
CHANGING AREA

CRHA Official Show Rules

wrong side of marker or missing the log. Any horse not following exact pattern will receive a score of 60.

Disqualifications: Horse out of control, fall of horse or rider, lameness, use of prohibited equipment.

CRHA Gymkhana Classes

Appointments: Western attire, Western Equipment

The use of a hackamore or other type of bridles and bits is the choice of the contestant. (Exception: Kentucky turner and any other hackamore with a mouth piece is prohibited in any CRHA Gymkhana class). The judge may at his/her discretion prohibit the use of any bits or other equipment he/she deems severe or inhumane.

Optional Equipment: Tie downs, breast collar, spurs, rain slicker, skid boots, splint boots, chaps, whips, over and under, quirts, bats or any other equipment suitable for gymkhana.

Showing: Gymkhana classes are timed events. Horses are to perform a specified pattern individually in the ring. All gymkhana classes will be started by the judge's acknowledgement (an audible signal may be used). Start and finish lines are to be clearly designated (possibly the placement of the timer). Contestants must cross the start line within 30 seconds from the acknowledgement from the judge, with time starting as any part of the horse's body crosses the start line (timer). Time will stop as any part of the horse's body crosses the finish line (timer). The horse must be in the ring and the gate closed prior to the run. Circling prior to start is allowed. Distance stated in patterns may be altered to accommodate the size of the arena if necessary, but no barrel, cone or pole or other pattern component may be placed closer than 20" to any arena barrier. A five (5) second penalty is added to time for each and every knock-down except where noted elsewhere in these Show Rules.

Judging: Placings are determined by fastest times, in the case of ties contestants are to be given the option of determining the winners by a run-off or a coin toss.

Disqualifications:

1. Fall of horse or rider
2. Rider striking the horse forward of the cinch with any object.
3. Touching an obstacle with hand or any other part of the body with express purpose of preventing same obstacle from falling.
4. Running of course
5. Crossing the finish line before completing the pattern.
6. Equipment failure or casting shoe/s unless the entry can continue the pattern without interruption.
7. Injury to the horse or rider preventing the completion of the pattern.

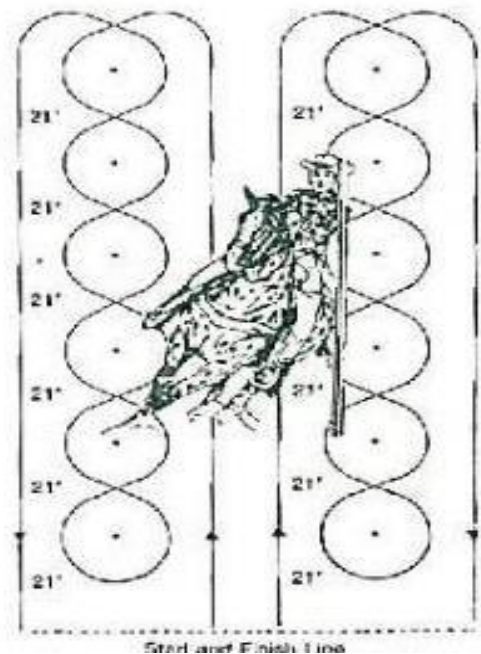
CRHA Poles

1. Required pattern is to be run around six (6) poles as shown.
2. Pattern may be run to the right or left as shown.
3. Poles are to be at least 6' tall and 21' apart measured from base to base, first pole to be 21' from start line. Base of pole is to be a minimum of 10", maximum of 14".
4. A five (5) second penalty is added to time for each and every knock down.

WALK-TROT & LEADLINE Poles:

At a walk and trot only (Canter 5 steps, 18 second penalty).

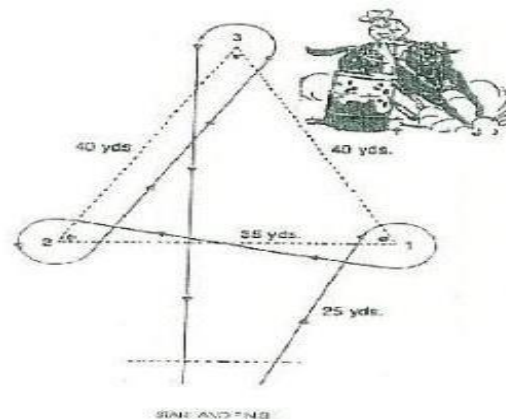
The Lead Line class: (A 15 second penalty will be applied if the horse breaks out of a walk for more than 4 strides.)



CRHA Official Show Rules

CRHA Cloverleaf Barrels

1. Cloverleaf pattern is to be run around 3 barrels set as shown.
2. Pattern may be run to the right or left (right hand pattern shown).
3. Barrels are to be approximately 3' high & 2 ft. diameter. Set flat on the ground.
4. A five (5) second penalty for each and every knock-down.



WALK-TROT & LEADLINE BARRELS:

At a walk and trot only (Canter 5 steps, 18 sec penalty).

The Lead Line class: (A 15 second penalty will be applied if the horse breaks out of a walk for more than 4 strides.)

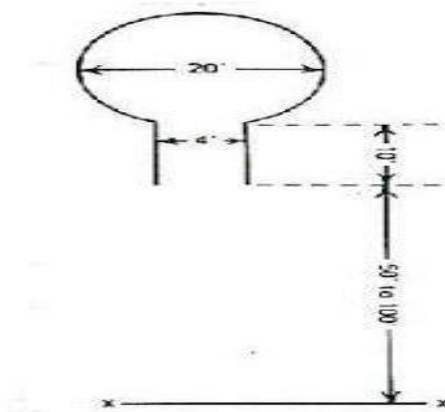
CRHA Lime Line Keyhole

1. A Keyhole as shown will be marked on the ground (lime or flour is suggested for marking).
2. Contestant is required to cross the start line, enter through the 4 ft. alley, make a 180 degree turn (to the right or left) in the circle, exit through the 4 ft. ally and cross the finish line.
3. Entry received NO TIME for stepping on or outside the "keyhole"

WALK-TROT & LEAD LINE KEYHOLE:

At a walk and trot only (Canter 5 steps, 18 sec penalty).

The Lead Line class: (A 15 second penalty will be applied if the horse breaks out of a walk for more than 4 strides.)



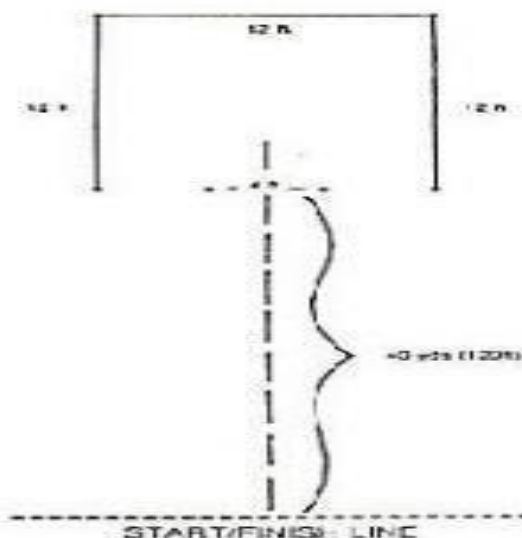
CRHA Standing Box Keyhole

1. The raised box "Keyhole" shall consist of three (3) 12' poles of plastic pipe or light wood placed a top (4 cones forming the sides and back), and two (2) cones 4" apart as the hole forming the entrance/exit as shown. Two (2) additional cones may be added across the front of the box one on either side, forming a 4' opening.
2. The distance from the start/finished line to the opening of the "keyhole" is 120 ft.
3. Contestants is required to cross the start line, enter the box through the 4 ft. opening, make a 180 degree turn (to the right or left) in a circle, exit through the 4 ft. opening and cross the finish line.
4. Entry receives a NO TIME for knocking any part of the "keyhole", and not completely entering the "keyhole" prior to making the 180 degree turn.

WALK-TROT & LEADLINE KEYHOLE:

At a walk and trot only (Canter 5 steps, 18 sec penalty).

The Lead Line class: (A 15 second penalty will be applied if the horse breaks out of a walk for more than 4 strides.)



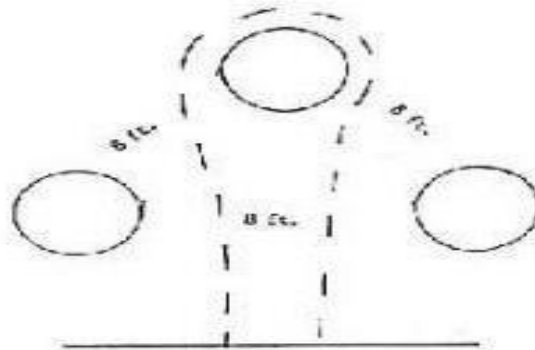
CRHA Official Show Rules

Retyped 9.23.15

19

CRHA Thread the Needle

1. Three cones are set in a triangle pattern 8' apart at base- 50' to 100' from start line depending on arena size.
2. Contestant is required to cross start line, run around the far cone staying inside the two closer cones, as shown.
3. Pattern may run either left to right, or right to left.
4. Entry receives NO TIME for knocking over any cones or failing to stay inside cones.
5. Disqualification for off pattern.



Clearly marked Start/finish line or timer placement

WALK-TROT & LEADLINE THREAD THE NEEDLE:

At a walk and trot only (Canter 5 steps, 18 sec penalty). The Lead Line class: (A 15 second penalty will be applied if the horse breaks out of a walk for more than 4 strides.)

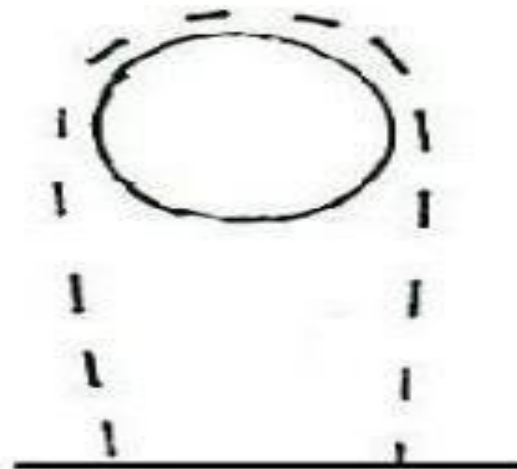
CRHA Dash for Cash

1. A baton type object is located at top a barrel approximately 3' high placed 20' from the far end of the arena.
2. Distance from start line to barrel will be 50' to 100', depending on arena size.
3. Contestants must have the object in hand when crossing the finish line or will receive NO TIME.
4. Contestants hitting the horse with the object will receive NO TIME.
5. Disqualification for off pattern.

WALK-TROT & LEADLINE DASH FOR CASH:

At a walk and trot only (Canter 5 steps, 18 sec penalty). The Lead Line class: (A 15 second penalty will be applied if the horse breaks out of a walk for more than 4 strides.)

At a walk and trot only (Canter 25 sec penalty)



Clearly marked Start/finish line or timer placement

CRHA Mike Ruby Classes

Exhibitors in the Mike Ruby Class must be 39 years old or older, if proof of age is required, a driver's license is recommended. Any class may be designated as a Mike Ruby Class as a separate age division. The rules for the class designated will apply for this specific class.

CRHA Pleasure Pairs Classes

Exhibitors may ride in Western or English attire, to be judged same as all standard pleasure classes, the team of horse and riders are to keep in Unisom with one another, and ride like a pair.

Retyped 11.11.16

CRHA Official Show Rules

CRHA Costume Class

The purpose of Costume class is to honor the various American Indian tribes and men and women settlers/ranchers that used the Rangerbred horse during the late 1800's and early 1900's.

Appointments: Costumes may depict any of the American Indian tribes that may have used the Rangerbred horse, or the American frontier men and women of the same era. Since the Rangerbred horse has been used by the American Indian in many commemorative ceremonies throughout American history, American Indian costumes may represent either, the classic pre-1900 period or a more modern period, costumes commemorating the American frontier men and women of the same period. Costumes should be as historically accurate as possible. Replica or authentic items may be used. But unauthentic craftsmanship such as Hong Kong beadwork on American Indian costume should be avoided. Clothing and accessories used as parts of costumes for men, women, boy and girl exhibitors should be only those that would have been appropriate for that age and sex in the time period depicted. **Working weapons are prohibited for safety consideration.**

Exception to CRHA GENERAL SHOW RULES: For costume class only, their use of artificial colorings and/or false hair on a horse is allowed and may be considered as part of the costume, such as "war paint" applied to the horse when entry is depicting an American Indian warrior.

Equipment: Specific equipment to be used is at the discretion of the exhibitor, providing safety is not jeopardized and equipment used is not specifically listed as prohibited.

Prohibited Equipment: travois, mechanical hackamores, wire curbs or nosebands, chin straps or curb chains narrower than ½", and any equipment deemed inhumane.

Showing: There shall be only one horse and rider allowed per entry. Entries will be exhibited at a walk and trot only. Both directions of the ring, then lined up in the center of the arena. The judge will inspect each entry in the line-up.

Judging: Entries will be judged on suitability to purpose as depicted and overall picture and presentation. Costume components for the horse and rider will be judged with consideration given to condition placement, authenticity and overall appeal. Trimmed bridle paths, ears, and fetlocks, pulled manes, and standard modern horseshoes are NOT TO BE CONSIDERED OR PENALLIZED in the costume class, as horses may be competing in other classes which require these amenities.

Disqualifications: Horse not under sufficient control, used of prohibited equipment.

Each costume class is to be conducted with dignity, honesty and integrity of impersonation. Any action, gesture or language demeaning the American Indian or the American Frontiersman/woman shall cause immediate disqualification from the class.

Show Management Duties

A. The Show management should consist of:

1. A Show Chairperson and other individuals, one of which may be named Co-Chairperson, Special duties for the Show Committee are:
 - a. Secure suitable grounds, judge and announcer as approved by the CRHA Board of Directors. Provide qualified personnel for all show management requirements.
 - b. Verify eligibility of all horses and exhibitors before accepting them for competition.
 - c. Check all entries for required health documents, if deemed necessary.
 - d. Verify proof of age for all youth exhibitors. (Birth Certificates preferred).
 - e. Have entry numbers available for all competitors as well as means of attaching them (safety pins, etc.)
 - f. Furnish judges with judges' cards.
 - g. Have entries lists made up and checked prior to classes.
 - h. Insure all necessary equipment is available for classes (i.e.: barrels, poles, etc.)
 - i. Make arrangements for arena repair when necessary.
 - j. Secure electric timer or a least two (2) stop watches for timed events. If stop watches are used two watches are to be used with two people are being required to read them.
 - k. Provide warm-up ring for exhibitors.
 - l. Advise announcer of rules regarding gate calls, tack change limits, etc.
 - m. Post any required class pattern(s) at appropriate time.
 - n. Request announcers to announce class sponsors and placing's by giving entry number, horse name, owner and exhibitor. If futurities are held, Sire and Dam to be named.
 - o. Ask announcer to make periodic announcements encouraging participation in the Show Programs CRHA offers (Open Show Point, Youth Program etc.)

CRHA Official Show Rules

- p. List class results: show where each participant is in the points standings.
 - q. Keep accurate records to determine any high point/res high point or special awards presented.
 - r. Provide a complete set of show results including High point/reserve or special awards to be given to the CRHA Business Office following the show.
2. A Protest Committee as defined in the General Rules number 14.
 - a. Should a protest be filed, the Protest Committee shall consider all relevant facts and rules and reach a decision to up-hold or reject the protest in accordance with applicable rules.
 3. Four (4) Show stewards, two to be working at all times.
 - a. Stewards are to watch the show and be available to the Protest Committee to answer questions pertaining to the classes and the show in general. One of the Stewards working should be at or near the ring gate to assist in keeping the show moving smoothly and be available to advise the exhibitors of rule violations involving improper equipment.
 4. The Ring master is responsible for assisting the judge. His/her duties include notifying the judge when all entries are present in the class, act as a liaison between exhibitors and the judge, be cognizant of the class rules to clarify for the judge if necessary, deliver class results to the announcer and generally act as an aide for the judge whenever possible. The Ringmaster is expected to make every attempt to keep the possibility of an accident to the minimum. The ringmaster shall not take part or seem to take part in any judging, including advising the judge. When not actively engaged in performing his/her duties, the ringmaster shall place him/herself in the arena so as not to interfere with judging or the view of spectators.
 5. Ring crew adequate to set and remove equipment in a timely manner so as not to hinder the show running in a smooth and expedient manner. A six member ring crew is recommended.
 6. A Blacksmith should be available.
 7. A Veterinarian should be readily available.
 8. A photographer should be available both for still and action shots. A special area for stills should be designated with a suitable backdrop.

B. The Show manager/chairperson is responsible for ensuring that adequate insurance coverage for the show and all activities connected with the show is in force. Blanket liability insurance shall be secured to cover claims, suits or judgments for any injury or property damage sustained by exhibitors, spectators, and show officials occurring at the show or on the show grounds.

NOTES:

Revision History Changes:

8.6.13- added the penalty for the walk/trot & lead line classes

1.22.14- added the requirements for the Most Versatile Horse, and the High Point Awards

9.23.15- added the 5 step for cantering in walk/trot game classes, and added the disqualifications for trail classes. Added Pleasure pairs class also.

11.11.16- fixed the typo in the hunter hack distance, and throughout the pages.